
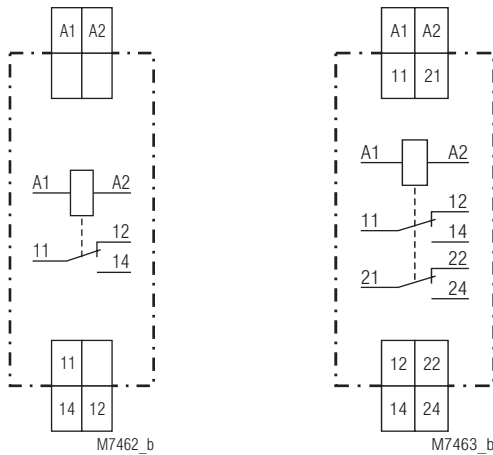


Interface Relay Input Interface Relay - Output Interface Relay IK 3076, SK 3076



- According to IEC/EN 60 255, IEC/EN 61 810-1
- Protective separation according to IEC/EN 61 140, IEC/EN 60 947-1 in configuration with 1 changeover contact
- With input wiring protection against voltage surges
- With 1 or 2 changeover contacts as options
- High permanent current I_{th}
- For switching low loads as an option
- LED indicator
- **Devices available in 2 enclosure version:**
 - IK 3076:** depth 59 mm with terminals at the bottom for installation systems and industrial distribution systems according to DIN 43 880
 - SK 3076:** depth 98 mm with terminals at the top for cabinets with mounting plate and cable duct
- Width 17.5 mm

Circuit Diagrams



IK 3076.11
SK 3076.11

IK 3076.12
SK 3076.12

Approvals and Marking



Applications

- Link between the control and power levels
- For separating potentials

Indicator

LED: on when the relay is supplied with current

Technical Data

Input

Nominal voltage U_N:	AC/DC 8, 12, 24, 48 V AC 110 ... 130, 230 ... 240 V
Voltage range:	0.8 ... 1.1 U_N 0.9 ... 1.25 U_N in battery operating mode
Nominal consumption:	DC 24 V AC 230 V 0.5 W 0.8 VA
Nominal frequency:	50 / 60 Hz
Frequency range:	$\pm 5\%$

Output

Contacts

IK 3076.11, SK 3076.11: 1 changeover contact
IK 3076.12, SK 3076.12: 2 changeover contacts

Operate/release time: < 10 ms / < 20 ms

Thermal current I_{th}

IK 3076.11, SK 3076.11: 10 A
IK 3076.12, SK 3076.12: 5 A

Switching capacity

to AC 15:

NC contact:	1 A / AC 230 V	IEC/EN 60 947-5-1
NO contact:	3 A / AC 230 V	IEC/EN 60 947-5-1

to DC 13:

NC contact:	1 A / DC 24 V	IEC/EN 60 947-5-1
NO contact:	1 A / DC 24 V	IEC/EN 60 947-5-1

Electrical life

AC 15 at 3 A, AC 230 V		IEC/EN 60 947-5-1
IK 3076.11, SK 3076.11:	1 x 10 ⁵ switching cycles	
IK 3076.12, SK 3076.12:	1 x 10 ⁵ switching cycles	

Permissible switching frequency:

6 000 switching cycles/h

Short circuit strength

max. fuse rating

IK 3076.11, SK 3076.11:	10 A gL	IEC/EN 60 947-5-1
IK 3076.12, SK 3076.12:	4 A gL	IEC/EN 60 947-5-1

Mechanical life:

> 30 x 10⁶ switching cycles

Technical Data

General Data

Operating mode:	Continuous operation	
Temperature range:	- 20 ... + 60°C	
Clearance and creepage distances		
rated impuls voltage/ pollution degree:	IK 3076.11, SK 3076.11:	
Input/output:	6 kV / 2	IEC 60 664-1
IK 3076.12, SK 3076.12:		
Input/output:	4 kV / 2	IEC 60 664-1
Contacts:	2.5 kV / 2	IEC 60 664-1
	only for 1-phase systems (same phase)	

EMC

Electrostatic discharge:	8 kV (air)	IEC/EN 61 000-4-2
HF irradiation:	10 V/m	IEC/EN 61 000-4-3
Fast transients:	2 kV	IEC/EN 61 000-4-4
Surge voltages between		
wires for power supply:	1 kV	IEC/EN 61 000-4-5
between wire and ground:	2 kV	IEC/EN 61 000-4-5
HF-wire guided:	10 V	IEC/EN 61 000-5-6
Interference suppression:	Limit value class B	EN 55011

Degree of protection

Housing:	IP 40	IEC/EN 60 529
Terminals:	IP 20	IEC/EN 60 529

Housing:

Thermoplastic with V0 behaviour
according to UL Subject 94

Vibration resistance:

Amplitude 0.35 mm
frequency 10 ... 55 Hz IEC/EN 60 068-2-6
20 / 060 / 04 IEC/EN 60 068-1

Climate resistance:

Terminal designation:

EN 50 005

Wire connection:

2 x 2.5 mm² solid or
2 x 1.5 mm² stranded ferruled
DIN 46 228-1/-2/-3/-4

Wire fixing:

Flat terminals with self-lifting
clamping piece IEC/EN 60 999-1
DIN rail IEC/EN 60 715

Mounting:

Weight

IK 3076:	72 g
SK 3076:	91 g

Dimensions

Width x height x depth

IK 3076:	17.5 x 89 x 59 mm
SK 3076:	17.5 x 90 x 98 mm

Standard Type

IK 3076.12 AC/DC 24 V 50/60 Hz	
Article number:	0033445 stock item
SK 3076.12 AC/DC 24 V 50/60 Hz	
Article-number:	0054988
• Output:	2 changeover contacts
• Nominal voltage U_N :	AC/DC 24 V
• Width:	17.5 mm

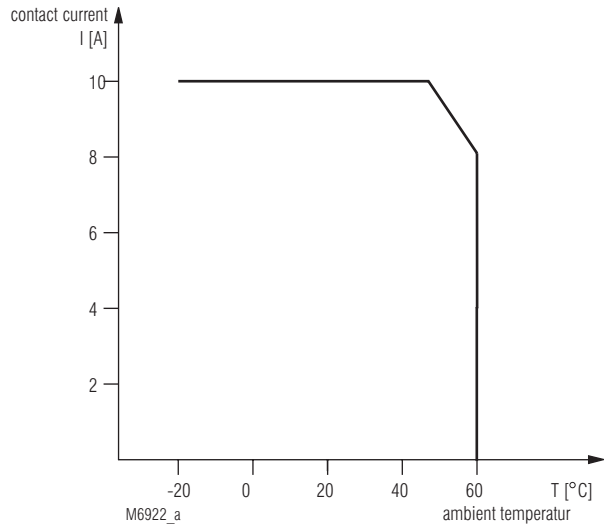
Variants

IK 3076.__/004, SK 3076.__/004:	for low loads of 0.1 ... 60 V, 1 mA ... 300 mA
IK 3076.__/007, SK 3076.__/007:	safe release voltage approx. 27 % of U_N

Ordering example for variants

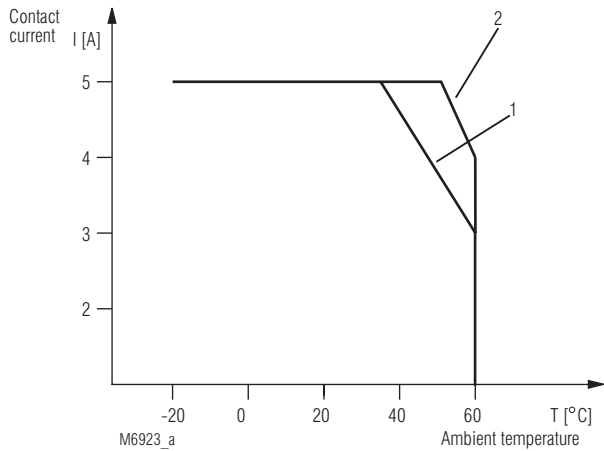
IK 3076 .12 / _ _ AC/DC 48 V 50 / 60 Hz	
	Nominal frequency
	Nominal voltage
	Variant, if required
	Contacts
	Type

Characteristics



Permanent current limit curve:

Permissible contact current of IK 3076.11, SK 3076.11 in relation to the ambient temperature



Permanent current limit curve:

Permissible contact current of IK 3076.12, SK 3076.12 in relation to the ambient temperature

- 1 Nominal voltage, mounted without distance, current supplied to both contacts
- 2 Nominal voltage, mounted without distance, current only supplied to one contact

Specification for Tender for IK 3076

Interface relay according to IEC/EN 60 255, IEC/EN 61 810-1 to be built in consumer units, 1 changeover contact, protective separation according to IEC/EN 61 140, IEC/EN 60 947-1 and input wiring protection against voltage surges, LED- indicator. Width 17.5 mm.

Type IK 3076.11

Manufactured by: E. DOLD & SÖHNE KG

Interface relay according to IEC/EN 60 255, IEC/EN 61 810-1 to be built in consumer units, 2 changeover contacts, input wiring protection against voltage surges, LED- indicator. Width 17.5 mm.

Type IK 3076.12

Manufactured by: E. DOLD & SÖHNE KG