

Installation Technique

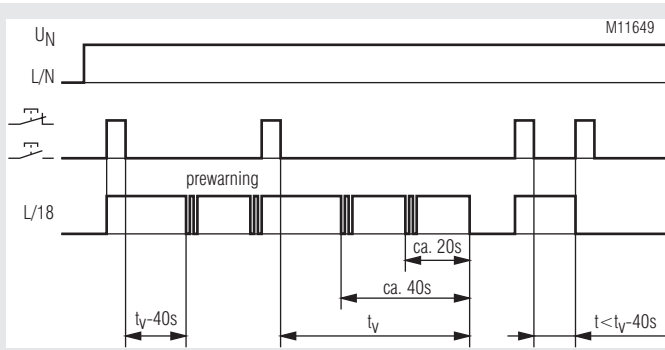
MINITIMER
Energy Saving Time Switch
RK 8810/004

Translation
of the original instructions



- According to EN 60669-1, EN 60669-2-1
- Setting range: for long times 3 ... 60 min
- For 4-wire circuit L on push button and 3-wire circuit N on push button
- With pre-warning shortly before end of time delay
- Light can be switched off before pre-warning
- Light can be retriggered after pre-warning
- Switch for continuous light on unit
- Contact: 16 A
- Width 17.5 mm

Function Diagram



Approvals and Markings



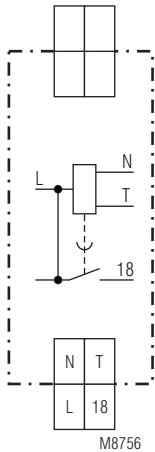
Application

On and Off switching of lights

Function

Approx. 30 s before end of timing the light flashes shortly to indicate that the light will go off. If the pushbutton is pressed again before prewarning, the light is switched off immediately. If the pushbutton is pressed after prewarning the adjusted time is started again without interruption on the output contact

Circuit Diagram



M8756
RK 8810.41/004

Notes

Unit and push button have to be connected to the same phase (see connection diagram) The output contact is not volt free.

Maintenance

Inspection test and maintenance intervals are to be performed annually.

Technical Data

Time Circuit

Time range: 3 ... 60 min
Repeat accuracy: < 1 % of setting value

Input

Nominal voltage U_N : AC 230 V
Voltage range: 0.9 ... 1.1 U_N
Nominal consumption: Approx. 5 VA
Nominal frequency: 50 / 60 Hz

Permitted residual current caused by glow lamps in the push buttons
Min. pulse duration:

Max. 50 glow lamps à 1 mA
30 ms

Connection Terminals

Terminal designation	Signal description
L, N	Auxiliary voltage AC
T, L or N	Button
L, 18	Contact output

Technical Data

Output

Contacts:	1 NO contact, delay	
Contact opening gap:	> 3 mm	
Thermal current I_{th}:	16 A	
Switching capacity with lamp load	Fluorescent lamp load	
Duo switching:	(series compensated) 2 x 20 lamps with 58 W each	
Glow lamp load:	2000 W	
Short circuit current strength:	> 700 A	
Short circuit strength max. fuse rating:	16 A gG / gL	IEC/EN 60947-5-1
Mechanical life:	> 1 x 10 ⁶ switching cycles	

General Data

Nominal operating mode:	Impulse operation / continuous operation	
Temperature range	Operation: - 20 ... + 50°C	
Storage:	- 40 ... + 70°C	
Clearance and creepage distances	Rated impulse voltage / pollution degree: 4 kV / 2 IEC 60664-1	
EMC	Electrostatic discharge (ESD): 8 kV (air) IEC/EN 61000-4-2	
HF irradiation	80 MHz ... 1 GHz: 10 V / m IEC/EN 61000-4-3	
1 GHz ... 2.7 GHz:	10 V / m IEC/EN 61000-4-3	
Fast transients:	2 kV IEC/EN 61000-4-4	
Surge voltages between	wires for power supply: 1 kV IEC/EN 61000-4-5	
wires for power supply:	between wire and ground: 2 kV IEC/EN 61000-4-5	
HF wire guided	0.15 ... 80 MHz: 10 V IEC/EN 61000-4-6	
Interference suppression:	Limit value class B EN 55011	
Degree of protection:	Housing: IP 40 IEC/EN 60529	
Terminals:	IP 20 IEC/EN 60529	
Enclosure:	Thermoplast with V0-behaviour according to UL subj. 94	
Vibration resistance	Amplitude 0,35 mm frequency 10 ... 55 Hz IEC/EN 60068-2-6	
Climate resistance:	20 / 050 / 04 IEC/EN 60068-1	
Terminal designation:	EN 50005	
Wire connection:	DIN 46228-1/-2/-3/-4	
Fixed screw terminals	Cross section: 0.5 ... 10 mm ² (AWG 20 - 8) solid or 0.5 ... 6 mm ² (AWG 20 - 10) stranded wire with and without ferrules	
Stripping length:	10 mm	
Fixing torque:	0.8 Nm	
Wire fixing:	Cross-head screw / M3.5 box terminals	
Mounting:	DIN rail IEC/EN 60715	
Weight:	Approx. 80 g	

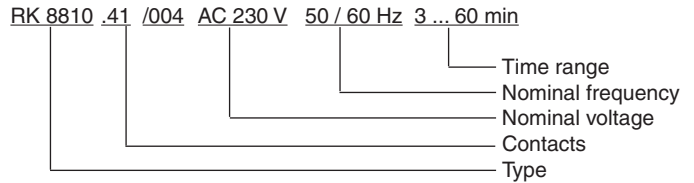
Dimensions

Width x Height x Depth: 17.5 x 90 x 66 mm

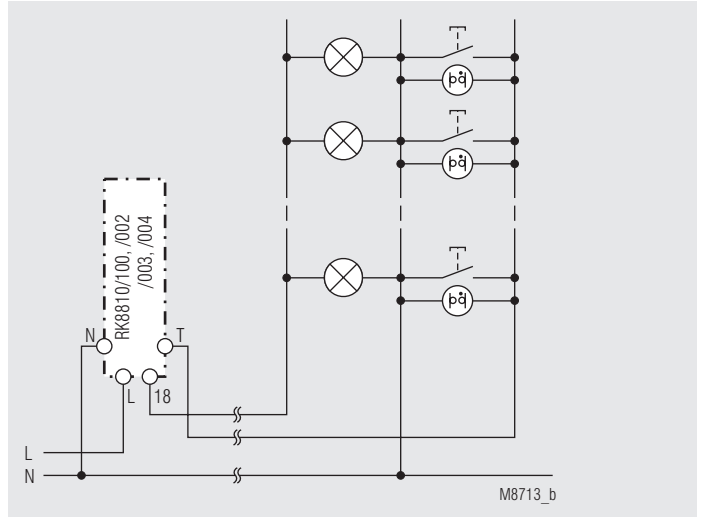
Standard Type

RK 8810.41/004	AC 230 V	50 / 60 Hz	3 ... 60 min
Article number:	0058995		
• Output:	1 NO contact, delay		
• Nominal voltage U_N :	AC 230 V		
• Timer range:	3 ... 60 min		
• Width:	17.5 mm		

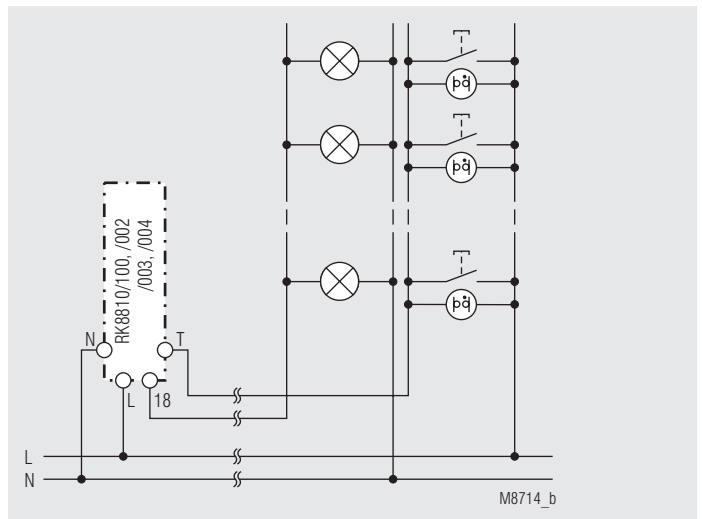
Ordering Example



Application Examples



3-wire circuit N on push button



4-wire circuit L on push button