

Datasheet

020PD911

Lampholder BA9S, direct supply, 1 N.O. contact + 1 N.C. contact



Features

Range	Lampholders BA9S Ø 22
components	Lampholder BA9S, 1 N.O.+1 N.C.
Code	020PD911
Description	Lampholder BA9S, direct supply, 1 N.O. contact + 1 N.C. contact
Colour	Rosso-Verde
Weight - gr	37.0
Customs Tariff	85365080
GTIN	8052878005214

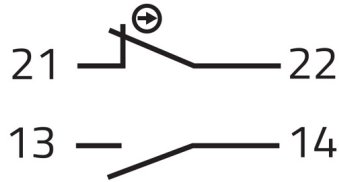
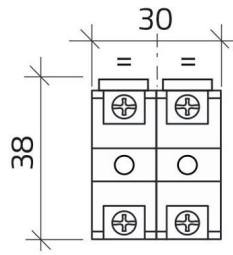
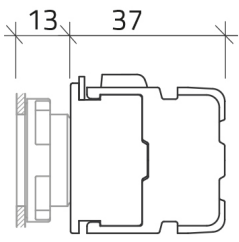
Datasheet

Approvals	CE, UL, CSA
Compliance with standards	IEC-EN60947-1, IEC-EN60947-5-1, UL508, CSA C22-2
Compliance with standards	UNI CEI EN 45545-2, CEI EN 61373
Operating temperatures	-40° ÷ +70°C
Environmental operating values	+25°C-97%RH / +45°C-93%RH (IEC-EN60068-2-30)
Protection degree	IP20 (IEC-EN60529)
Mechanical durability	5.000.000 Operations
Shock resistance	30g duration=18ms (EN-IEC 60068-2-27)
Shock resistance	50g duration=11ms (EN-IEC 60068-2-27)
Vibration resistance	5g f= 2...500Hz (EN-IEC 60068-2-6)
Pollution degree for installation	3
Housing material	PA Polyamide
Bulb-holder clamping spring material	Stainless steel AISI 304
Terminal screw	Tightening torque 0.8÷1 Nm (IEC-EN60947-1)
Terminal screw head shape	Combined:cross Phillips2 or slotted flat D.5mm max
Terminal screw material	Zinc plated steel
Terminal screw connections	min 1x0.5mm ² (20AWG) - max 2x2.5mm ² (14AWG)
Cable lugs	Fork type "spring spade" for screw M3.5 / W=6.4mm
Bulb type	Ba9S 400V - 2W max (not included)
Full voltage power supply	IEC: 400V AC-DC 2W max UL-CSA: 250V AC-DC 2W max

Contact material	Ag 1000/1000
Contact movement	Slow action contact
Contacts	Self cleaning by pads creeping
NC contact operating travel	1.0mm NC change the state - 5mm total
NO contact operating travel	3.6mm NO change the state - 5mm total
NC contacts (all versions)	Positive opening function (IEC-EN60947-5-1 ann.K)
NC contacts	Minimum positive opening travel: 1mm
NC contacts (all versions)	Minimum force for positive opening: 1.5N
NC contacts (all versions)	Total travel including overtravel: 5mm
Operating force (all version)	2N
Rated insulation voltage	Ui 690V - Uimp 4KV (IEC-EN60947-1)
Rated thermal current	Ith 10A (IEC-EN60947-1)
Rated conditional short-circuit current	1000A (IEC-EN60947-1)
Short-circuit protective device	10A cartridge fuse gG 10x38mm (IEC-EN60947-5-1)
Electrical ratings	AC15-DC13 (IEC-EN60947-5-1) - A600-P300 (UL 508)
Electrical reliability	<10exp(-8)5mA in clean environment IEC-EN60947-5-4
AC Performances	AC 24V-10A, 120V-6A, 240V-3A, 600V-1.2A
DC Performances	DC 24V-5A, 120V-1.1A, 240V-0.55A
Warranty period	18 months

Technical drawings

020



032

