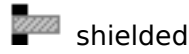


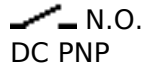
[Article Page](#)

Product Description  
 Name  
 Order number  
 Switching distance  
 Mounting

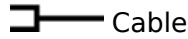
inductive sensor DC  
 SC1,5-M8MB45-DPS  
 08323080151  
 1,5 mm



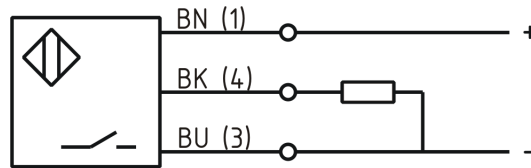
Switch type



Signal Type  
 Connection



Connection diagramm



Dimension (in mm)  
 Technical Specification

fine-pitch thread M8 x 45

Operating voltage  
 Max. ripple  
 Voltage drop  
 Max. load current  
 No load current  
 Leakage current  
 Switching frequency  
 Switching hysteresis  
 Operating temperature  
 Temperature drift  
 Repeat accuracy  
 Switching state  
 Digital output  
 Short-circuit proof  
 Overload protection  
 Reverse voltage protection  
 Protection category  
 EMC-level  
 Material active face  
 Termination

10 - 30 VDC  
 $\leq 10 \%$   
 2 V  
 200 mA  
 $\leq 10 \text{ mA}$   
 $\leq 10 \mu\text{A}$   
 100  
 $\leq 15 \%$   
 -25 ° C to 70 ° C  
 $\leq 10 \%$   
 $\leq 5 \%$   
 LED  
 yes  
 yes  
 yes  
 IP67  
 DIN EN 60947-5-2:2008  
 POM  
 2m PUR 3x0,15 mm<sup>2</sup>

**Errors and omissions excepted**