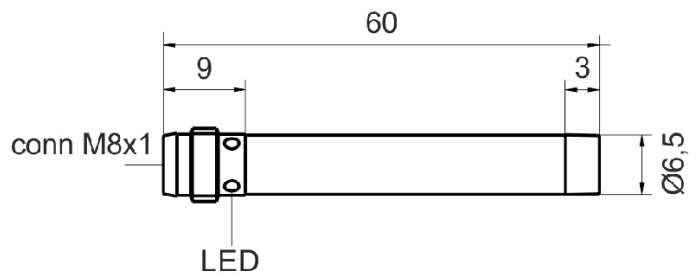





[Article Page](#)

Product Description

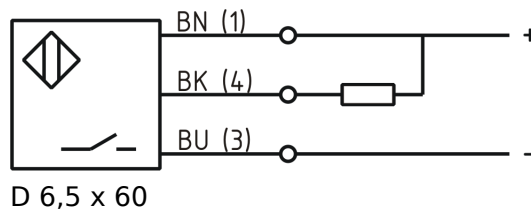
inductive sensor DC



Name  
Order number  
Switching distance  
Mounting  
  
Switch type  
  
Signal Type  
Connection  
Connection diagramm

SJ6-G6,5MN60-DNS-V1  
08313066531  
6 mm  
  
 non shielded  
  
 N.O.  
DC NPN  
connector M8

Dimension (in mm)  
Technical Specification  
Operating voltage  
Max. ripple  
Voltage drop  
Max. load current  
No load current  
Leakage current  
Switching frequency  
Switching hysteresis  
Operating temperature  
Temperature drift  
Repeat accuracy  
Switching state  
Short-circuit proof  
Overload protection  
Reverse voltage protection  
Protection category  
EMC-level  
Housing material  
Material active face  
Utilisation category  
Termination



10 - 30 VDC  
 $\leq 10 \%$   
 1 V  
 200 mA  
 $\leq 10 \text{ mA}$   
 $\leq 10 \mu\text{A}$   
 1000  
 $\leq 15 \%$   
 -25 ° C to 70 ° C  
 $\leq 10 \%$   
 $< 2 \%$   
 LED  
 yes  
 yes  
 yes  
 IP67  
 DIN EN 60947-5-2: 2008  
 Brass, nickel plated  
 POM  
 DC 13  
 Connector M8 3pin

**Errors and omissions exceptet**