

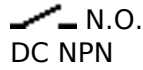
[Article Page](#)

Product Description
 Name
 Order number
 Switching distance
 Mounting

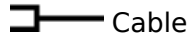
inductive sensor metal face DC
 SJD10-M30EB55-DNS
 08313301130
 10 mm



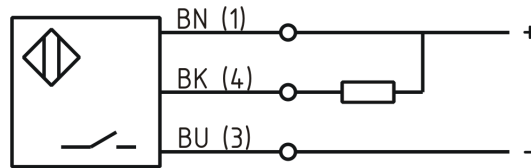
Switch type



Signal Type
 Connection



Connection diagramm



Technical Specification

Operating voltage
 Max. ripple
 Voltage drop
 Max. load current
 No load current
 Leakage current
 Switching frequency
 Switching hysteresis
 Operating temperature
 Temperature drift
 Repeat accuracy
 Switching state
 Digital output
 Short-circuit proof
 Overload protection
 Reverse voltage protection
 Protection category
 EMC-level
 Housing material
 Termination

10 - 30 V DC
 $\leq 10 \%$
 1,5 V
 200 mA
 $\leq 10 \text{ mA}$
 $\leq 10 \mu\text{A}$
 300
 $\leq 15 \%$
 -25 ° C to 70 ° C
 $\leq 10 \%$
 $\leq 1 \%$
 LED
 yes
 yes
 yes
 IP67
 DIN EN 60947-5-2:2008
 Stainless steel V2A
 2m PVC 3x0,5mm²

Errors and omissions exceptet