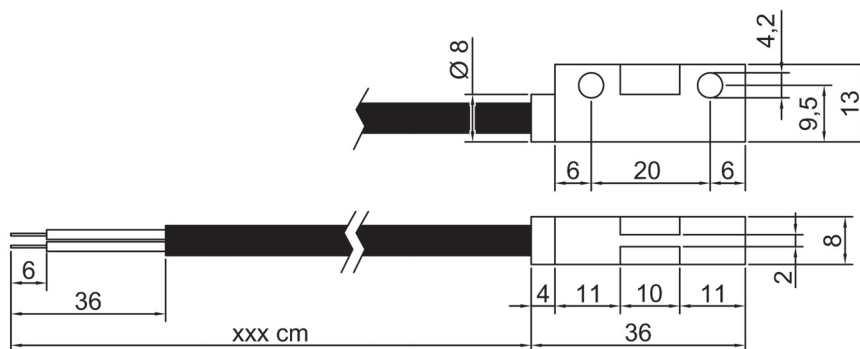


Sensore Magnetico Rettangolare 36 x 13 Rectangular Magnetic Sensor 36 x 13

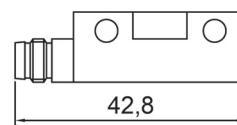
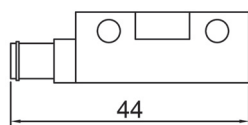
Corpo sensore in nylon vetro autoestinguente nero
Unflammable nylon glass black housing sensor

serie
series

E511




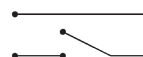



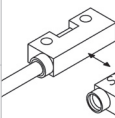
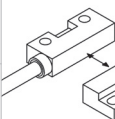
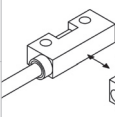
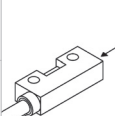
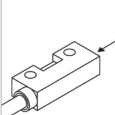
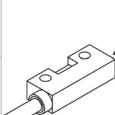
E511 CON CONNETTORE / E511 WITH CONNECTOR



CONNETTORE / CONNECTOR: 0703

CONNETTORE / CONNECTOR: 1703

ESEMPI DI DISTANZE DI LAVORO RISPETTO AD ALCUNI MAGNETI O UNITÀ MAGNETICHE EXAMPLE OF WORKING DISTANCES BETWEEN SENSORS AND SOME MAGNETIC UNITS OR PERMANENT MAGNETS

1A 		1B 		1M 		1S 		1V 		Codice unità magnetica / Magnetic Unit code	
Activation mm	Hysteresis mm	Activation mm	Hysteresis mm	Activation mm	Hysteresis mm	Activation mm	Hysteresis mm	Activation mm	Hysteresis mm		
17	1	13	2	14	3	15	5	13	2	M302ACCA Pag. 108	
26	1	21	2	21	4	23	6	21	2	M302NCCA Pag. 108	
19	1	15	2	15	4	16	5	15	2	M306ACCA Pag. 111	
25	1	21	2	21	4	22	6	21	2	M306NCCA Pag. 111	
11	1	7	2	7	3	9	4	7	2	M304ACBA Pag. 110	
13	1	10	2	9	4	11	4	10	2	M304NCBA Pag. 110	
13	1	10	2	8	5	11	5	10	2	M610FCGB Pag. 121	
30	2	27	3	24	6	27	7	27	3	M610NCGB Pag. 121	
11	1	8	2	7	4	9	5	8	2	M630NAAA Pag. 124	
8	1	6	2	5	4	7	5	6	2	MF Ø10 x 6 Pag. 128	
22	1	18	2	16	6	19	6	18	2	MN Ø10 x 6 Pag. 130	

CARATTERISTICHE SPECIALI SPECIAL FEATURES

0 = STANDARD (COME DISEGNO)
STANDARD (LIKE DRAW)

F = FASTON FEMMINA 6,3 CON COPRIFASTON
RECEPTABLES FASTON 6,3 WITH INSULATED SUPPORT

P = PUNTALINI
END SLEEVES

H = FASTON MASCHIO 6,3 X 0,8
TABS FASTON 6,3 X 0,8

T = TEMPERATURA DI ESERCIZIO -20 +90 °C
WORKING TEMPERATURE -20 +90 °C

CARATTERISTICHE TECNICHE TECHNICAL FEATURES

Vita meccanica / Mechanical life	100.000.000
Frequenza di manovra / Operating frequency	250 imp./sec.
Precisione alla ripetibilità / Repeatability precision	0,1 mm
Resistenza agli urti / Impact resistance	30 g / 11 ms
Resistenza alle vibrazioni / Vibration resistance	0,35 mm 10-55 Hz
Temperatura di esercizio / Working temperature	-20°C +60°C



Corpo sensore in nylon vetro autoestinguente nero
Uninflammable nylon glass black housing sensor

Sensore Magnetico Rettangolare 36 x 13
Rectangular Magnetic Sensor 36 x 13



serie
series

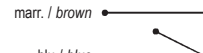


E511

SCHEMA DI COLLEGAMENTO CONNECTION SCHEME	CONTATTO / CONTACT					CAVO / CABLE			
	Contatto Contact	Tensione Voltage		Potenza Power W	Corrente Current A	Cavo Cable	Diametro Diameter mm	Conduttori Conductors mm ²	Caratteristiche speciali Special Features
		Vdc	Vac						
NO 	1A	100	150	10	0,5	DA	5	0,5	BIPOLARE NERO BLACK BIPOLAR
	1B	200	250	50	1				
NC 	1M	150		10	0,5	DA	5	0,5	BIPOLARE NERO BLACK BIPOLAR
EX 	1S	150		10	0,5	TE	5	0,5	TRIPOLARE NERO BLACK TRIPOLAR
NC+NC 	2T	150		10	0,5	BF	5	0,5	BIPOLARE GRIGIO GREY BIPOLAR



OMOLOGATO / HOMOLOGATED



SCHEMA DI COLLEGAMENTO CONNECTION SCHEME	CONTATTO / CONTACT				CAVO / CABLE			
	Contatto Contact	Tensione Voltage Vac	Potenza Power W	Corrente Current A	Cavo Cable	Diametro Diameter mm	Conduttori Conductors mm²	Caratteristiche speciali Special Features
NO 	1V	250	10	0,15	DA	5	0,5	BIPOLARE NERO BLACK BIPOLAR
NO+NO SEPARATI 	2B	250	10	0,15	QB	5	0,35	QUADRIPOLORE GRIGIO GREY QUADRIPOLOAR
NO+NO 	2Q	250	10	0,15	BF	5	0,5	BIPOLARE GRIGIO GREY BIPOLAR

ESEMPIO DI SIGLA DI ORDINAZIONE PER SENSORE CON CAVO
EXAMPLE FOR A SINGLE ORDER WITH CABLE

ESEMPIO DI SIGLA DI ORDINAZIONE PER SENSORE CON CONNETTORE
EXAMPLE FOR A SINGLE ORDER WITH CONNECTOR

E511 1V DA 0 146

SERIE
SERIES
TIPO CONTATTO
CONTACT TYPE
TIPO CAVO
CABLE TYPE
CARATTERISTICHE SPECIALI
SPECIAL FEATURES
LUNGHEZZA CAVO in cm.
CABLE LENGTH in cm.

E511 1V 00 1703

SERIE
SERIES
TIPO CONTATTO
CONTACT TYPE
NUMERI FISSI
FIXED NUMBER
CONNETTORE
CONNECTOR

